



**TOSHKENT VILOYATI
STATISTIKA BOSHQARMASI**



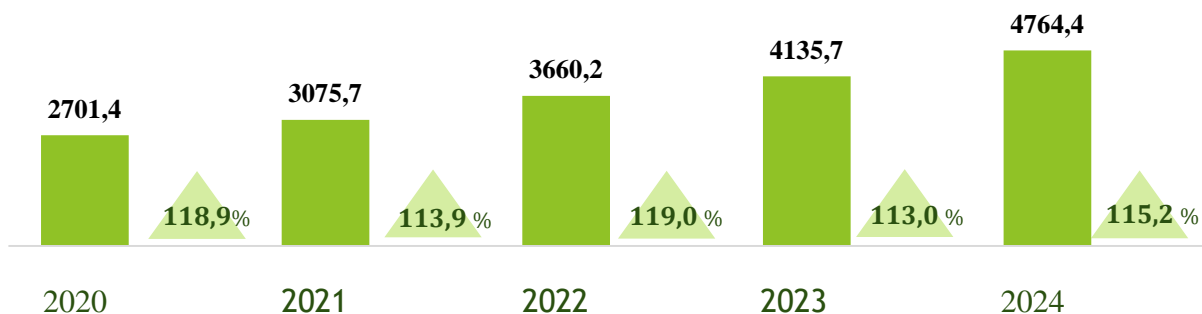
NOMINAL HISOBLANGAN O'RTACHA OYLIK ISH HAQI

*qishloq xo'jaligi va kichik tadbirkorlik
subyektlarisiz, dastlabki ma'lumotlar*

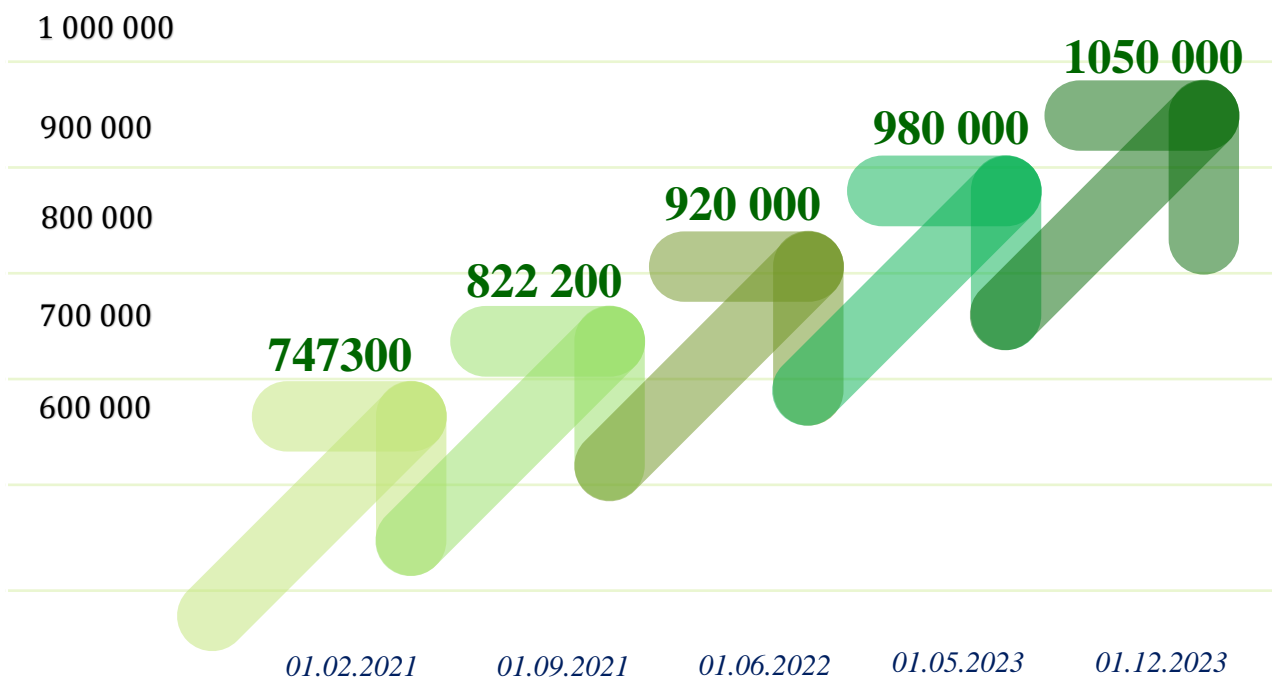
2024- yil yanvar-mart

O'rtacha oylik ish haqining yillar kesimidagi dinamikasi

yanvar-mart, o'sish darajasi o'tgan yilning mos davriga nisbatan, ming so'm



Mehnatga haq to'lashning eng kam miqdori dinamikasi, so'mda



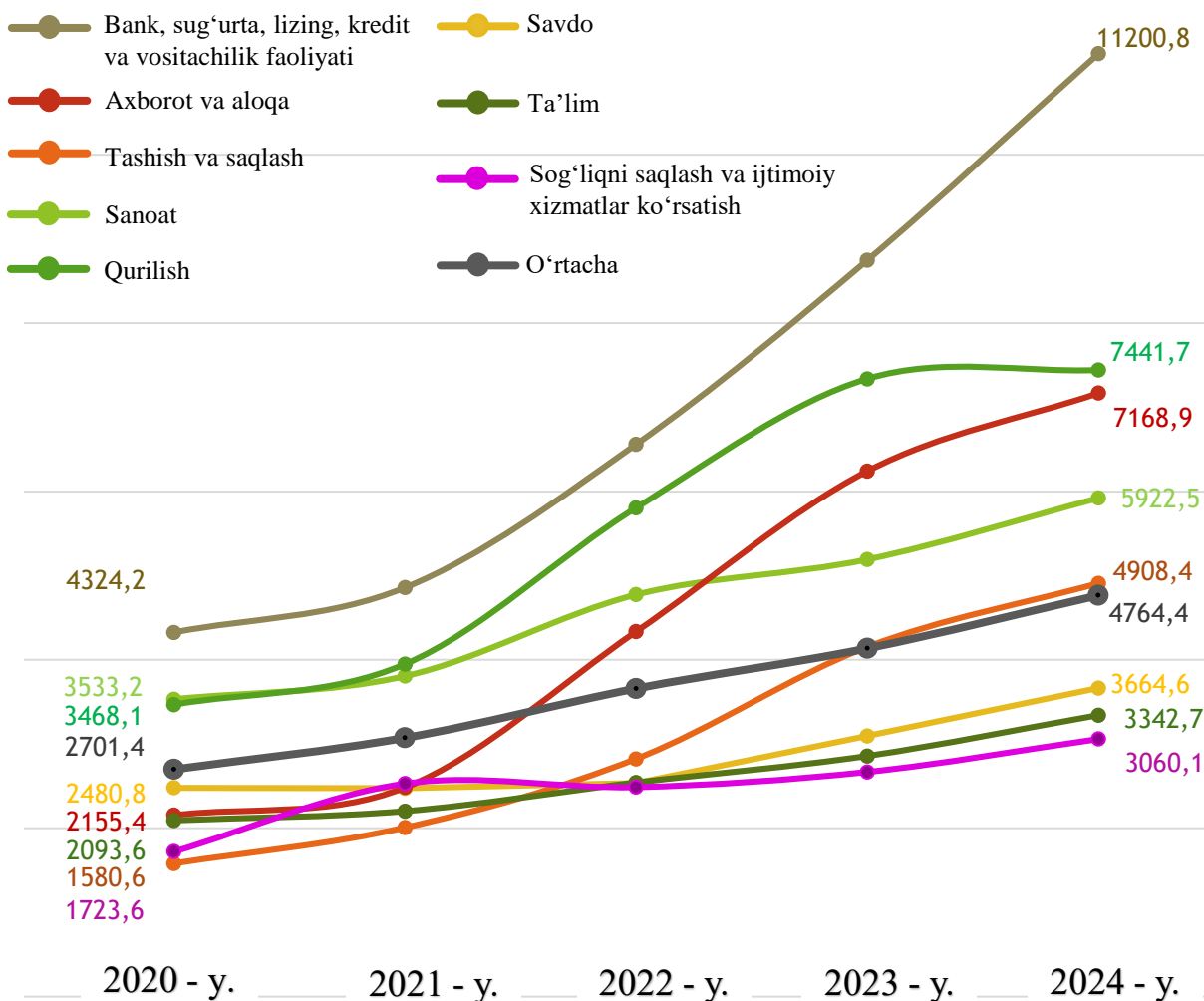
Ma'lumot uchun: Mehnatga haq to'lashning eng kam miqdoriga 2023 - yil 1 - dekabr dan o'zgartirish kiritildi hamda **1050,0 ming so'mga** yetkazildi.

2024- yil yanvar-mart oylari uchun o'rtacha oylik ish haqi ko'rsatkichini shakllantirishda qishloq xo'jaligi va kichik tadbirkorlik subyektlari **hisobga olinmagan**, chunki fermer xo'jaliklari hamda kichik tadbirkorlik subyektlari **yilda bir marta** hisobot taqdim etishi belgilangan.

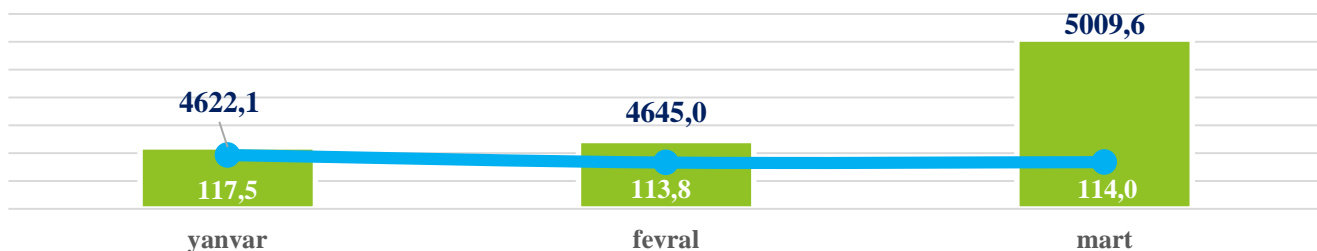
Yuridik shaxs maqomiga ega bo'lgan korxonalar va tashkilotlarda ishlovchi xodimlarning o'rtacha oylik nominal hisoblangan ish haqlari (keyingi o'rinlarda – o'rtacha oylik ish haqi) har bir iqtisodiy faoliyat turlarida turlicha farqlanadi.

O'rtacha oylik nominal hisoblangan ish haqi tarkibiga qo'shimcha to'lovlar, mukofot pullari, rag'batlantiruvchi to'lovlar, kompensatsiya va ishlamagan vaqti uchun to'lovlar, shuningdek, jismoniy shaxslardan olinadigan daromad solig'i va kasaba uyushmasiga ajratmalar kiradi.

O'rtacha oylik ish haqining tarmoqlar bo'yicha o'zgarish dinamikasi, yanvar-mart, ming so'm

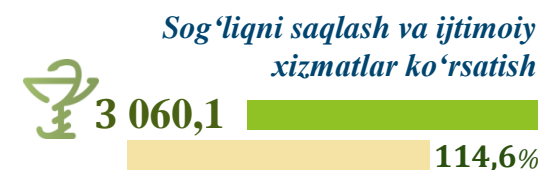
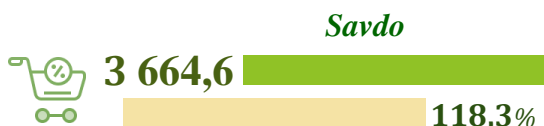



2024 - yil yanvar-mart oylarida o‘rtacha oylik ish haqining oylar kesimidagi dinamikasi, *ming so‘m*



 o‘tgan yilning mos davriga nisbatan o‘shish sur‘ati, %da

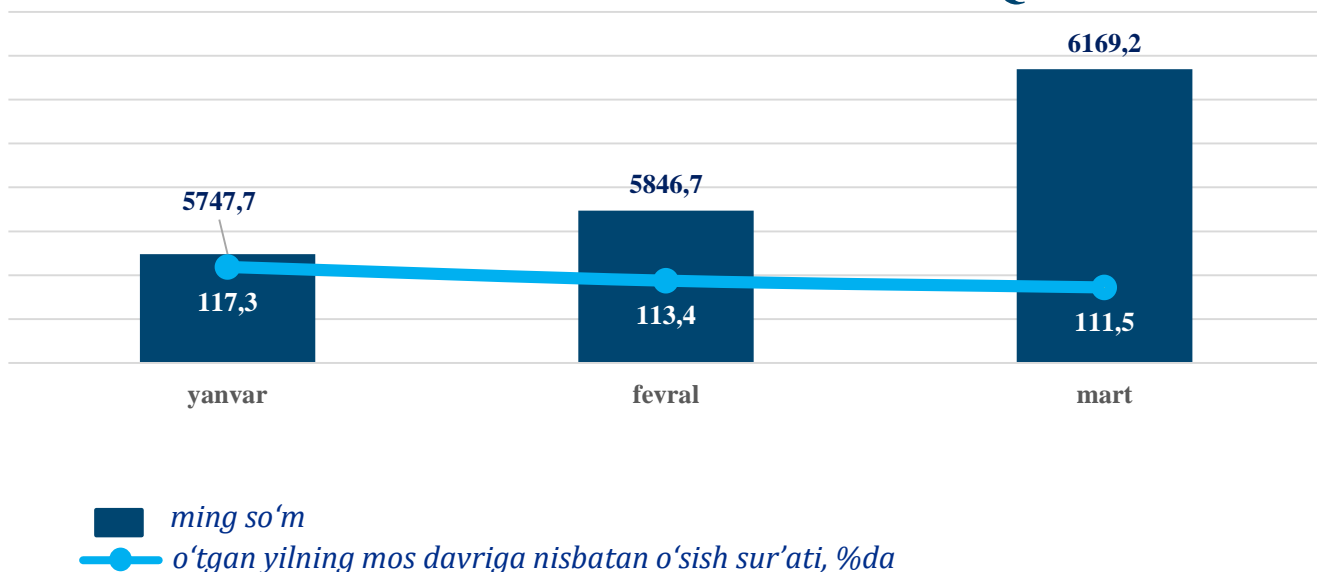
Iqtisodiy faoliyat turlari kesimida o‘rtacha oylik ish haqi, *ming so‘m*



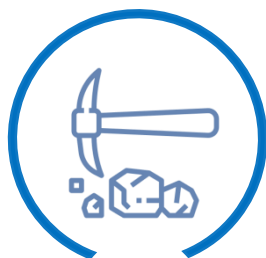
2024-yilning yanvar-mart oylarida iqtisodiy faoliyat turlari bo‘yicha o‘rtacha oylik ish haqining eng baland ko‘rsatkichi – Bank, sug‘urta, lizing, kredit va vositachilik sohasiga to‘g‘ri kelib, o‘tgan yilning mos davriga nisbatan o‘shish darajasi **128,1 %**ni tashkil etdi.

Shuningdek, Qurilish sohasi **101,4 %**, Axborot va aloqa sohasida **114,8 %**, Sanoat sohasi **114,0 %**, Tashish va saqlash sohasi **118,2 %**, Savdo sohasi **118,3 %**, Ta‘lim sohasi **116,9 %** hamda Sog‘liqni saqlash va ijtimoiy xizmatlar ko‘rsatish **114,6 %** o‘sganligini ko‘rishimiz mumkin.

SANOAT SOHASIDA O‘RTACHA OYLIK ISH HAQI



Sanoatning asosiy tarmoqlari bo‘yicha o‘rtacha oylik ish haqi, ming so‘m



5 348,8

Tog‘-kon sanoati va
ochiq konlarni ishlash



5 903,0

Ishlab chiqarish
sanoati



2 947,0

Suv bilan ta‘minlash,
kanalizatsiya tizimi,
chiqindilarni yig‘ish
va utilizatsiya qilish

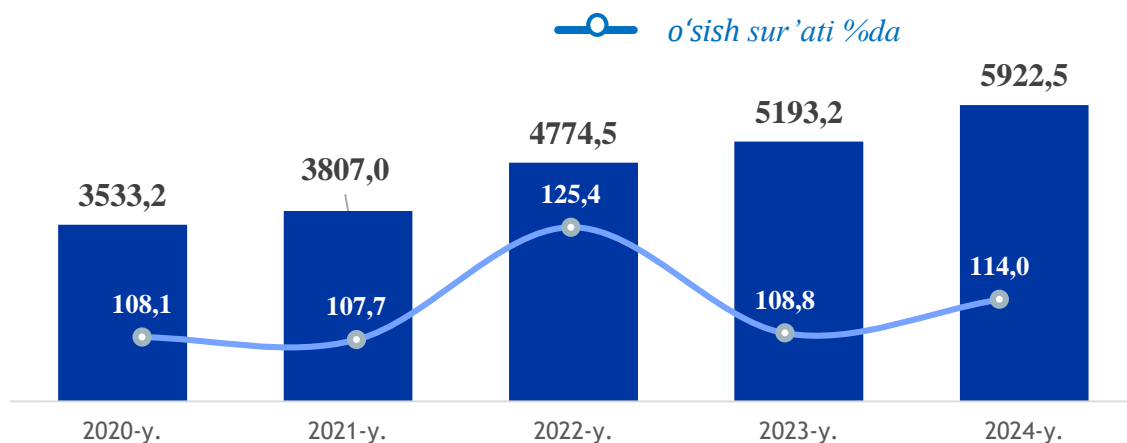


7 707,3

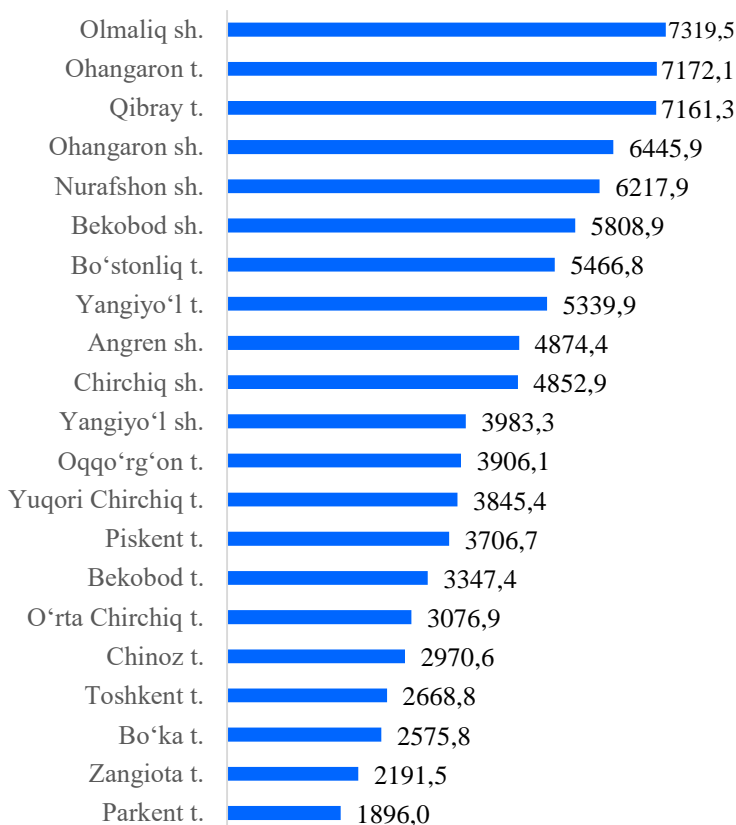
Elektr, gaz, bug‘
bilan ta‘minlash va
havoni konditsiyalash

Sanoatning asosiy tarmoqlari bo‘yicha o‘rtacha oylik ish haqining eng yuqori ko‘rsatkichi elektr, gaz, bug‘ bilan ta‘minlash va havoni konditsiyalash (**7 707,3 ming so‘m**), ishlab chiqarish sanoati (**5 903,0 ming so‘m**) hamda Tog‘-kon sanoati va ochiq konlarni ishlash (**5 348,8 ming so‘m**)da kuzatildi.

Sanoat sohasida o'rtacha oylik ish haqining yillar kesimidagi dinamikasi, ming so'm



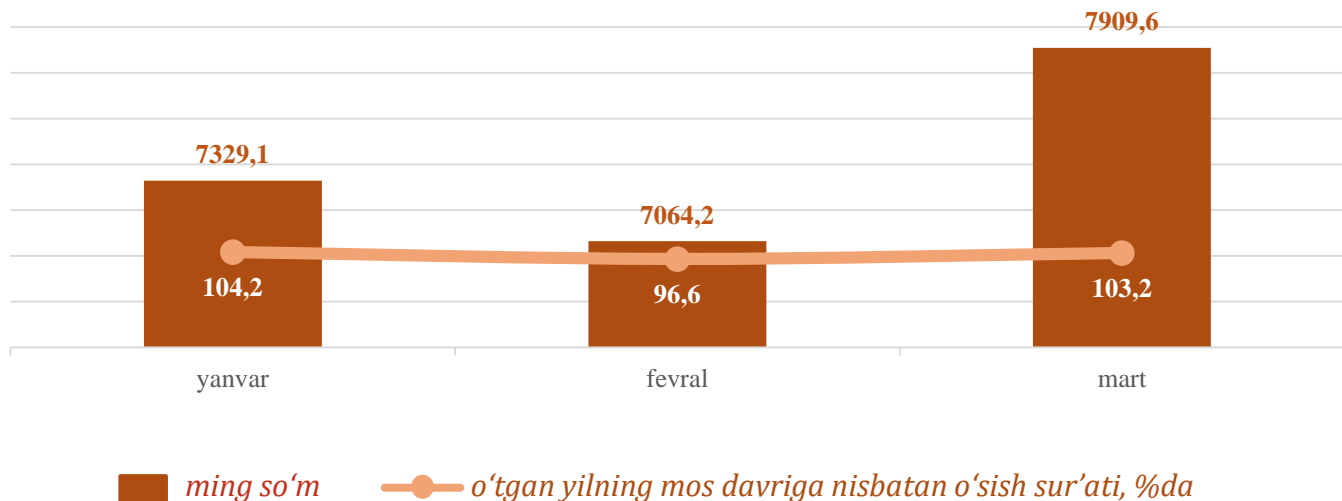
Hududlar kesimida



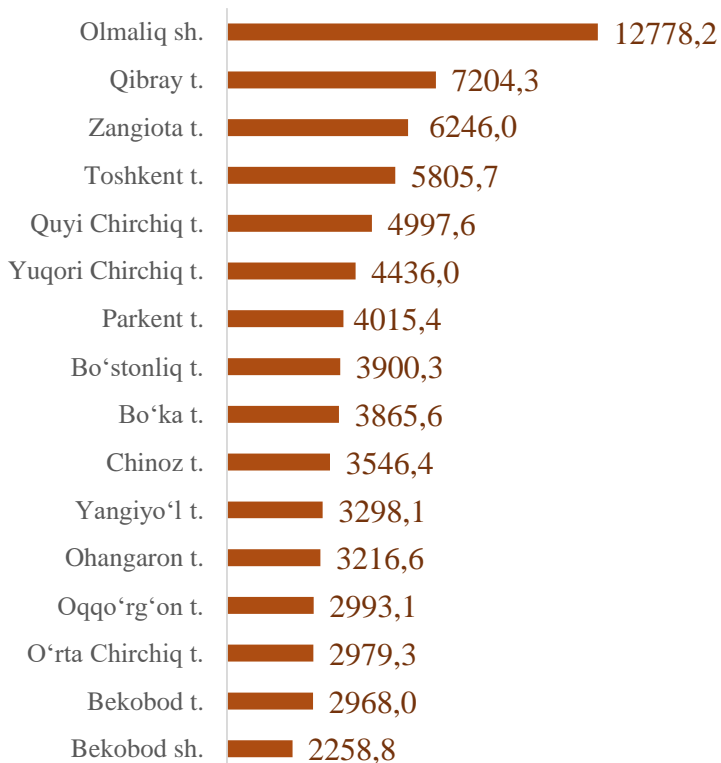
Sanoat iqtisodiy faoliyat turi bo'yicha o'rtacha oylik ish haqining eng yuqori ko'rsatkichi Olmaliq shahrida (**7319,5 ming so'm**), Ohangaron (**7172,1 ming so'm**) hamda Qibray (**7161,3 ming so'm**) tumanlarida kuzatildi.

 ming so'm

QURILISH SOHASIDA O'RTACHA OYLIK ISH HAQI



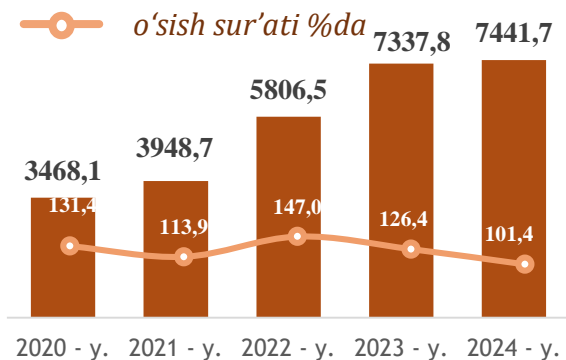
Hududlar kesimida



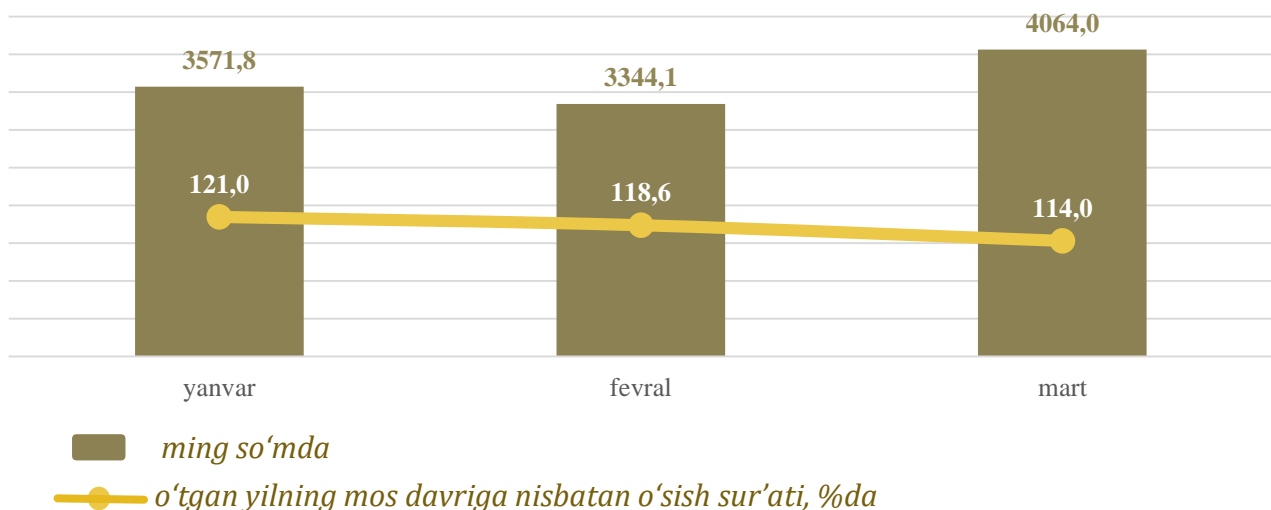
● ming so'm

Qurilish faoliyat turi bo'yicha o'rtacha oylik ish haqining eng yuqori ko'rsatkichi Olmalik shahri (12778,2 ming so'm), Qibray tumani (7204,3 ming so'm) Zangiota tumani (6246,0 ming so'm)da qayd etildi.

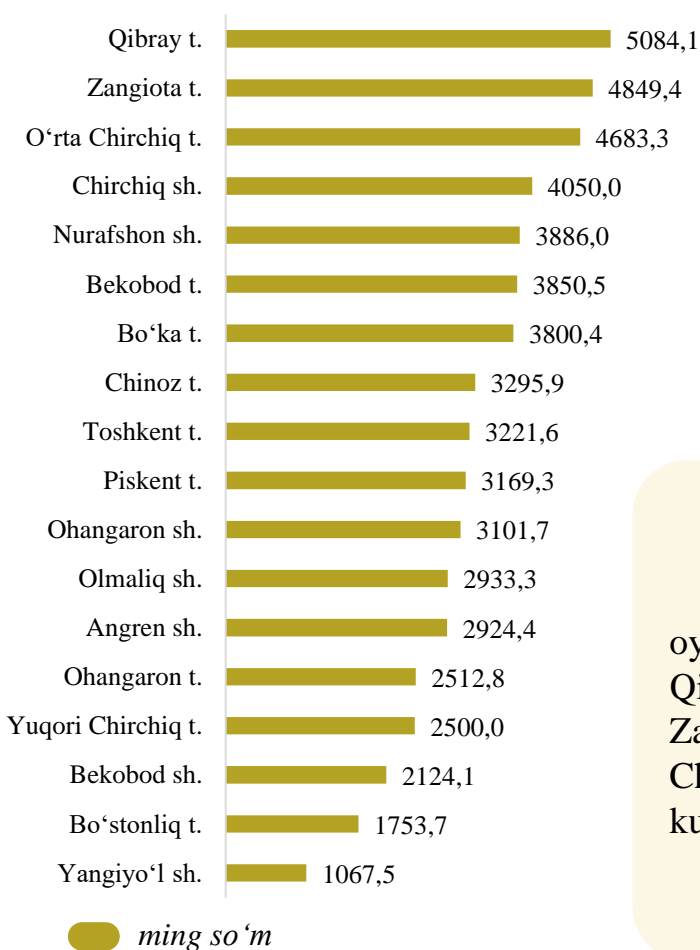
O'rtacha oylik ish haqining yillar kesimidagi dinamikasi, ming so'm



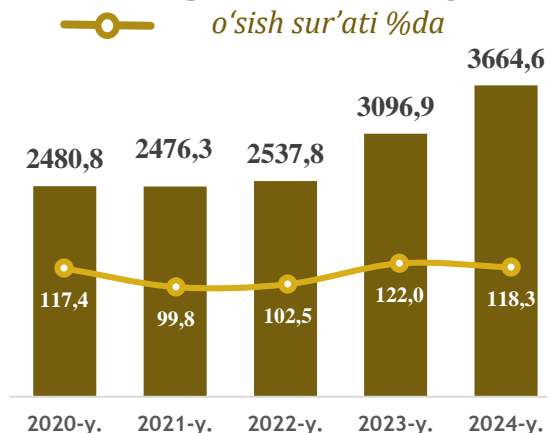
SAVDO SOHASIDA O'RTACHA OYLIK ISH HAQI



Hududlar kesimida

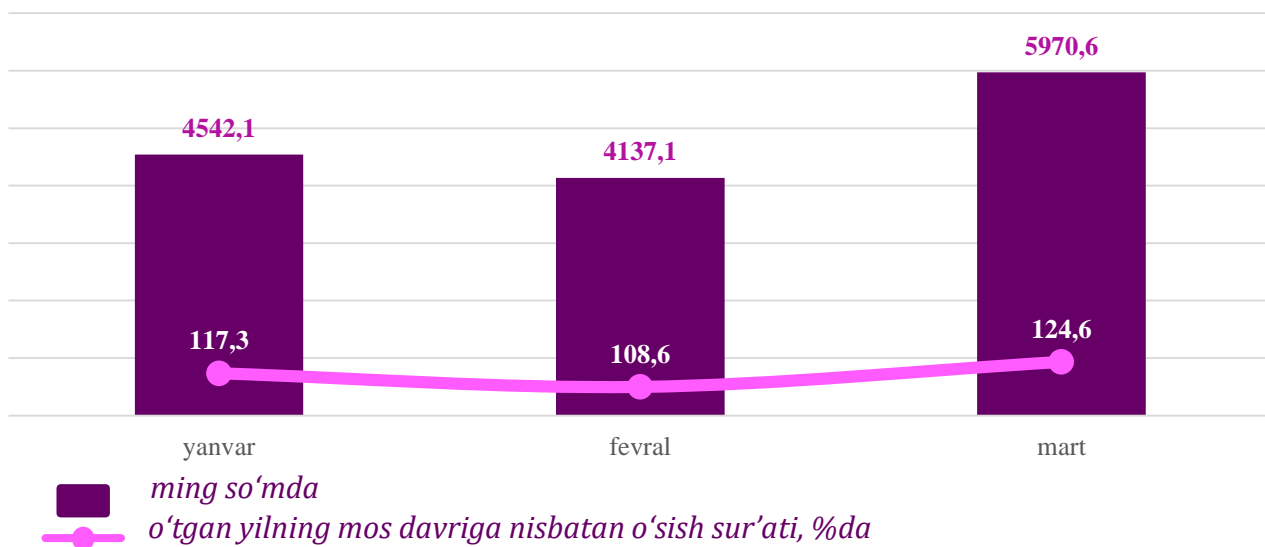


O'rtacha oylik ish haqining yillar kesimidagi dinamikasi, ming so'm

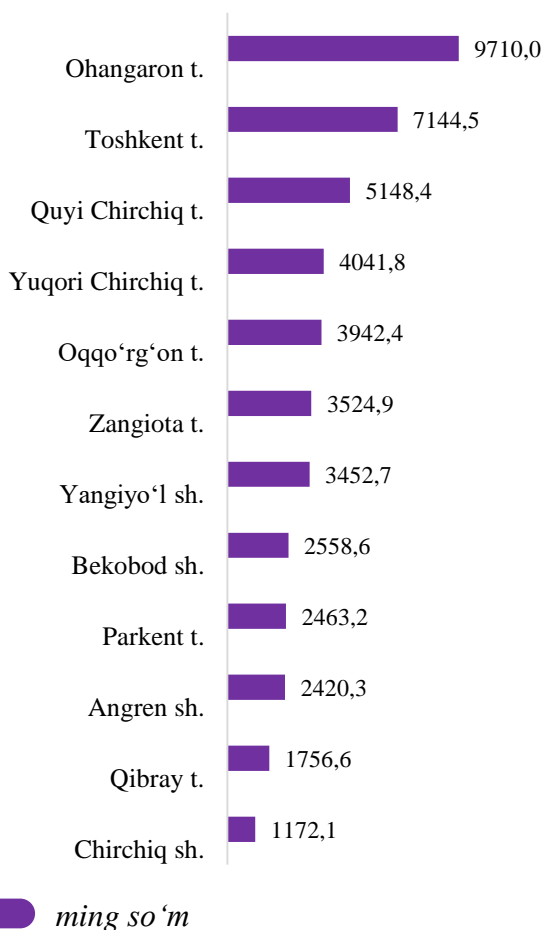


Savdo faoliyat turi bo'yicha o'rtacha oylik ish haqining eng yuqori ko'rsatkichi Qibray tumanida (**5084,1 ming so'm**), Zangiota tumani (**4849,4 ming so'm**) O'rta Chirchiq tumanida (**4683,3 ming so'm**) kuzatildi.

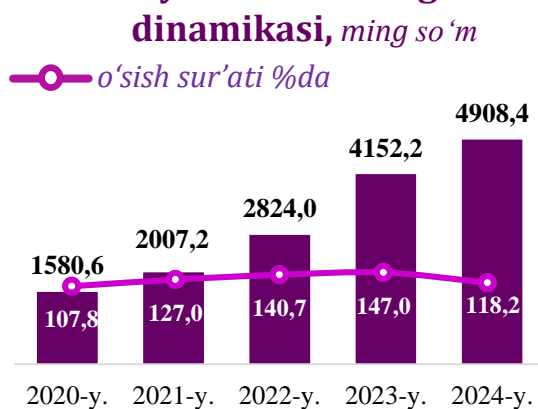
TASHISH VA SAQLASH SOHASIDA O'RTACHA OYLIK ISH HAQI



Hududlar kesimida

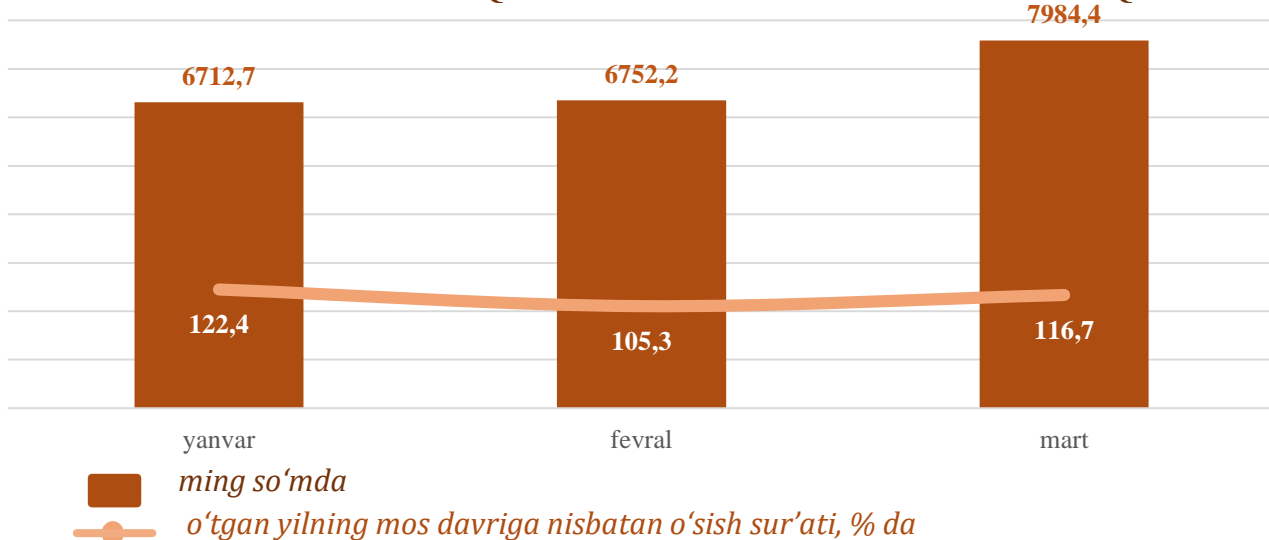


O'rtacha oylik ish haqining yillar kesimidagi dinamikasi, ming so'm

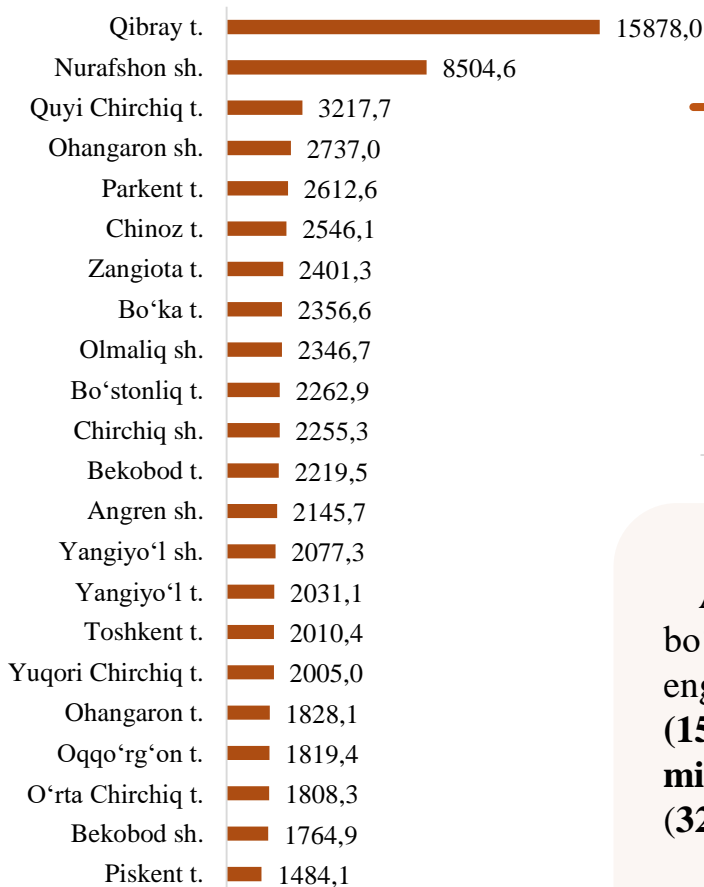


Tashish va saqlash iqtisodiy faoliyat turi bo'yicha o'rtacha oylik ish haqining eng yuqori ko'rsatkichi Ohangaron tumani (**9710,0 ming so'm**), Toshkent tumani (**7144,5 ming so'm**) hamda Quyi Chirchiq tumani (**5148,4 ming so'm**)da kuzatildi.

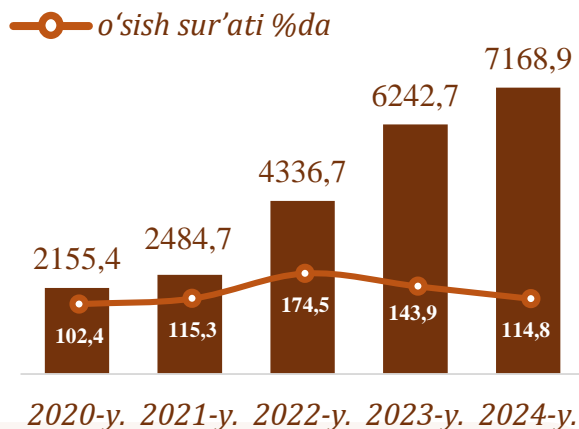
AXBOROT VA ALOQA SOHASIDA O'RTACHA OYLIK ISH HAQI



Hududlar kesimida



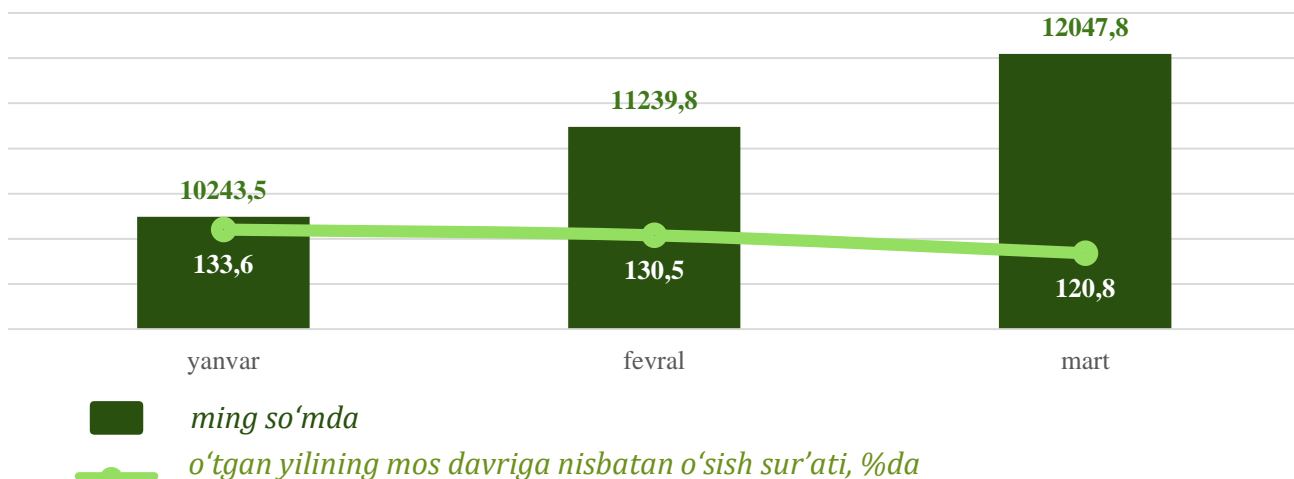
O'rtacha oylik ish haqining yillar kesimidagi dinamikasi, ming so'm



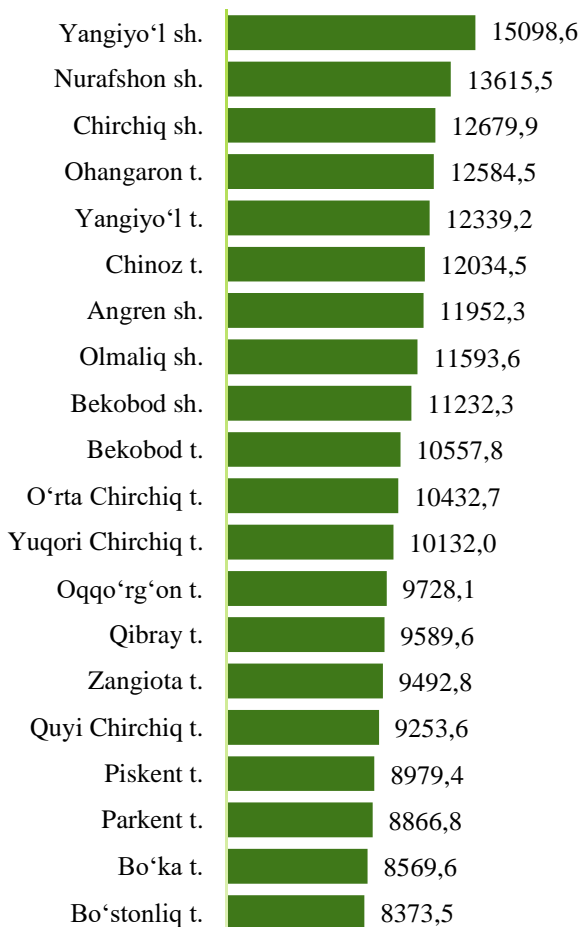
Axborot va aloqa faoliyat turi bo'yicha o'rtacha oylik ish haqining eng yuqori ko'rsatkichi Qibray tumani (**15878,0**) Nurafshon shahri (**8504,6 ming so'm**), Quyichirchiq tumani (**3217,7 ming so'm**) da kuzatildi.

ming so'm

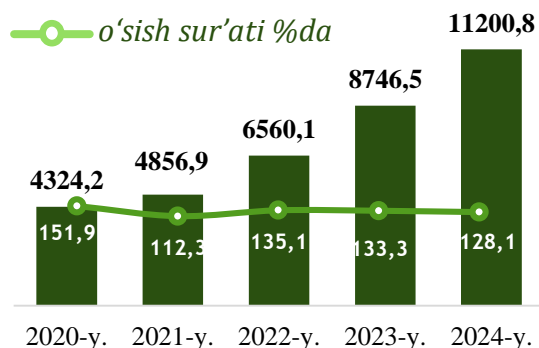
BANK, SUG'URTA, LIZING, KREDIT VA VOSITACHILIK SOHASIDA O'RTACHA OYLIK ISH HAQI



Hududlar kesimida



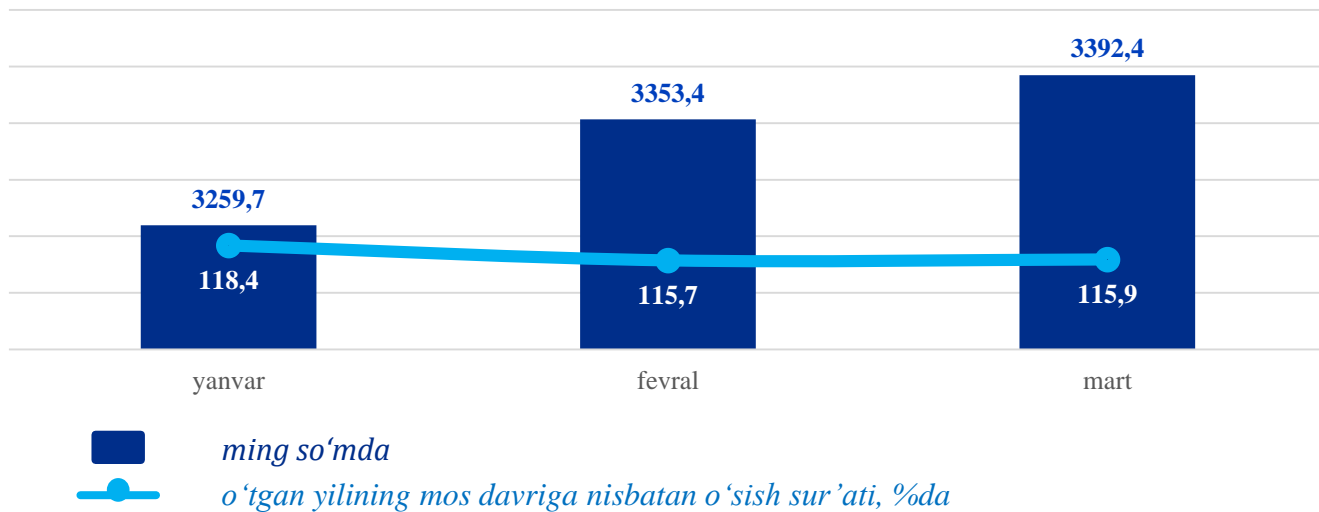
O'rtacha oylik ish haqining yillar kesimidagi dinamikasi, ming so'm



Bank, sug'urta, lizing, kredit va vositachilik faoliyati iqtisodiy faoliyat turi bo'yicha o'rtacha oylik ish haqining eng yuqori ko'rsatkichi Yangiyo'l shahri (**15098,6 ming so'm**), Nurafshon shahri (**13615,5 ming so'm**), Chirchiq shahri (**12679,9 ming so'm**) da kuzatildi.

● ming so'm

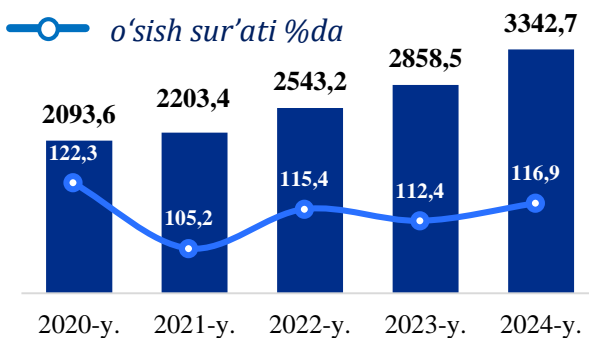
TA'LIM SOHASIDA O'RTACHA OYLIK ISH HAQI



Hududlar kesimida



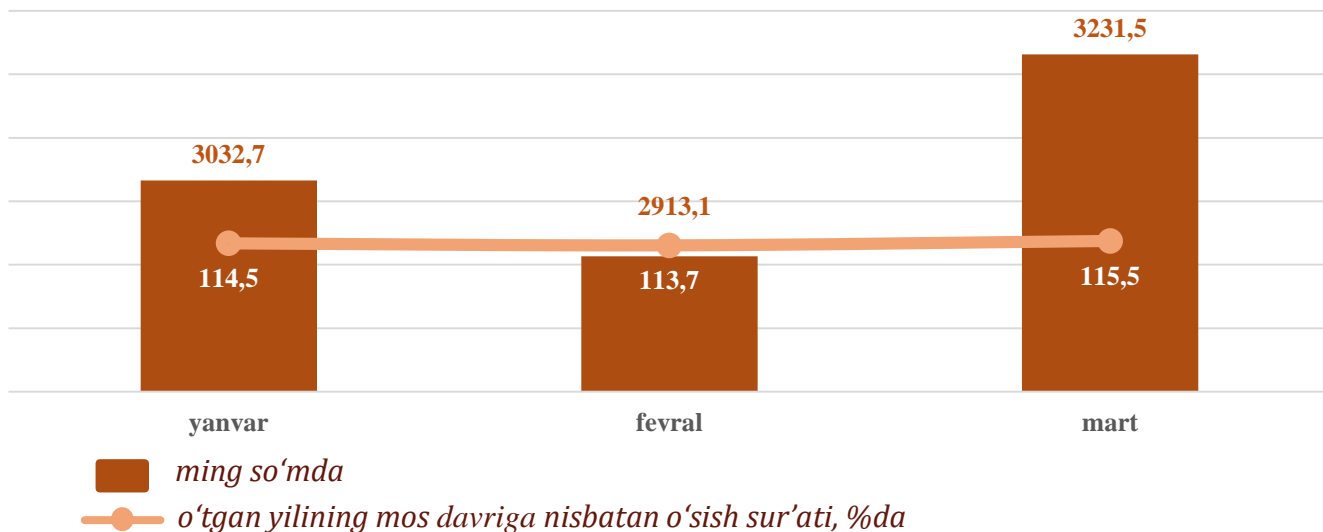
O'rtacha oylik ish haqining yillar kesimidagi dinamikasi, ming so'm



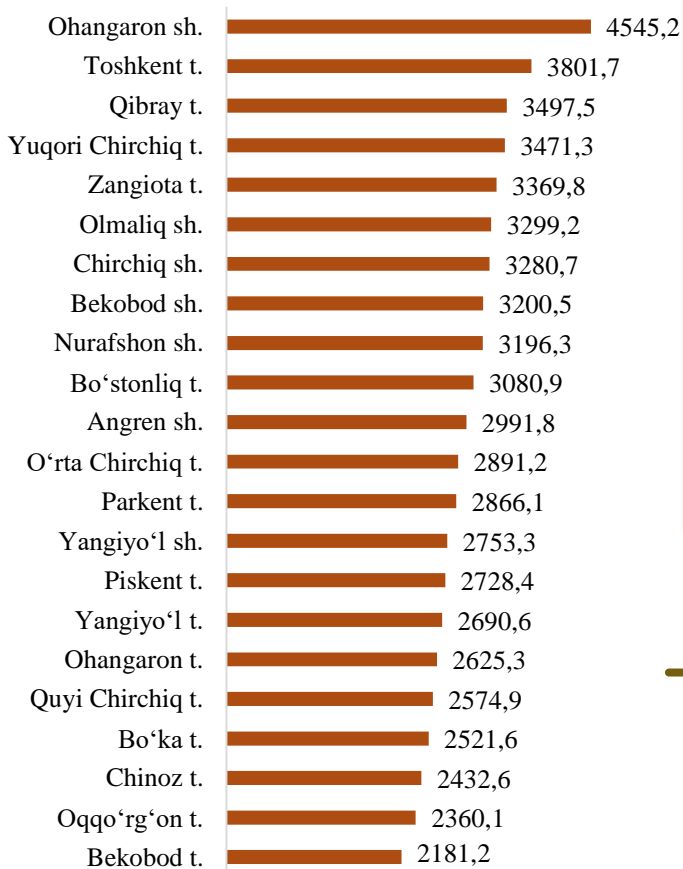
Ta'lim sohasi bo'yicha o'rtacha oylik ish haqining eng yuqori ko'rsatkichi Chirchiq shahri (**4754,4 ming so'm**), Olmaliq shahri (**4434,1 ming so'm**), Qibray tumani (**3877,9 ming so'm**)da kuzatildi.

ming so'm

SOG'LIQNI SAQLASH VA IJTIMOY XIZMATLAR KO'RSATISH SOHASIDA O'RTACHA OYLIK ISH HAQI

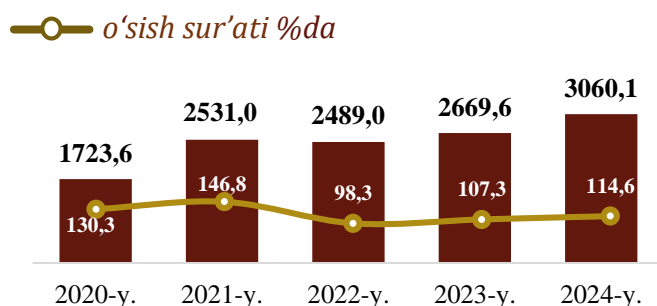


Hududlar kesimida



Sog'liqni saqlash va ijtimoiy xizmatlar ko'rsatish sohasining faoliyati turi bo'yicha o'rtacha oylik ish haqining eng yuqori ko'rsatkichi Ohangaron shahar (**4545,2 ming so'm**), Toshkent tumani (**3801,7 ming so'm**), Qibray tumani (**3497,5 ming so'm**) da kuzatildi.

O'rtacha oylik ish haqining yillar kesimidagi dinamikasi, ming so'm



DEMOGRAFIYA VA MEHNAT STATISTIKASI BO'LIMI

Nominal hisoblangan ish haqi – ma'lum bir davr (soat, oy, yil) mobaynida xodim tomonidan ishlab chiqarilgan mahsulot (bajarilgan ish yoki ko'rsatilgan xizmat) evaziga ish beruvchilar tomonidan, amaldagi qonun hujjatlariga asoslangan holda soliq va boshqa to'lovlarni o'z ichiga oluvchi yollanma xodimning mehnatiga haq to'lash tarzida jismoniy shaxsga pul shaklida hisoblangan daromadlardan iborat.



Tel.: 71 202-86-78